

Operation Manual for #5260 / #5263

PRODUCT DESCRIPTION

This functional pack is incorporated with a unique solar power system which will provide endless energy for small electronic devices such as cell phone, MP3, digital camera, GPS, ect. Another unique feature is that the battery pack is detachable, and it can be used as an independent backup charging unit.

There are 7 attachments enclosed which are for iphone, ipod, Blackberry storm micro USB, Motorola mini USB. Samsung, LG Nokia, and Ericsson. It takes about 6-8 hours to fully charge the battery pack by direct sunlight and about 3 hours by A/C power.

CHECKING THE BATTERY CHARGE LEVEL

*There are 5 indication lights to show how much power is stored in the battery pack. When 5 lights are lit up, it means the battery pack is fully charged. It needs to have at least two lights to enable the battery pack to charge.

*When charging the battery pack, the flashing light indicates the level of power charged.

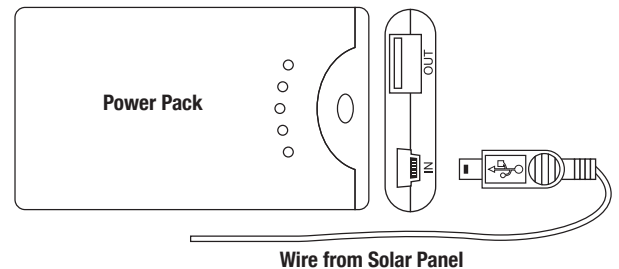
*You need to press the button on battery pack to start the charging process to the devices. It is recommend to fully charge the battery prior to first use.

CHARGING BATTERY PACK FROM SUNLIGHT

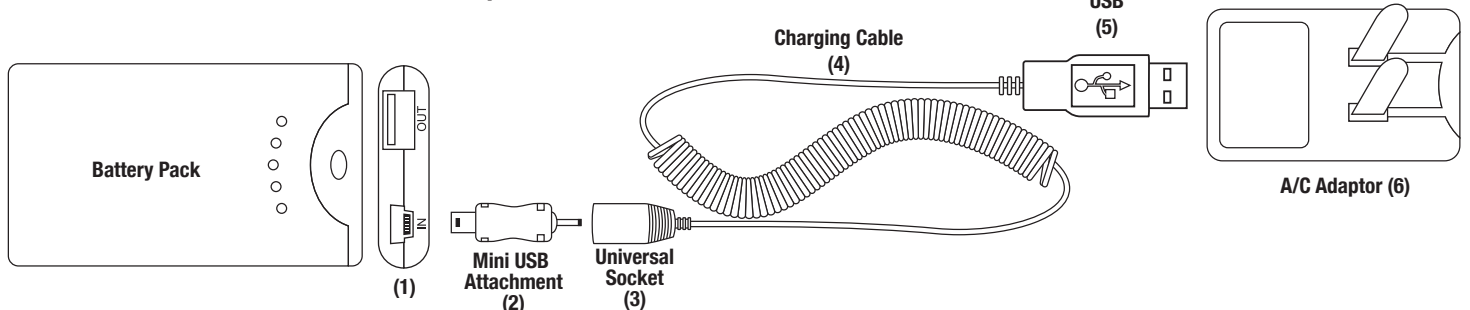
Please refer to the diagram on the right side for connections

*Plug the wire from solar panel with mini USB into the battery pack socket where marked "IN"

*After that, the battery is automatically charging by the sun light. The flashing light indicates the level of power charged.



CHARGING BATTERY PACK FROM A/C POWER OUTLET



Please refer to the diagram above for connections

*Take the charging cable (4) & plug the USB end (5) into the socket of A/C adaptor(6)

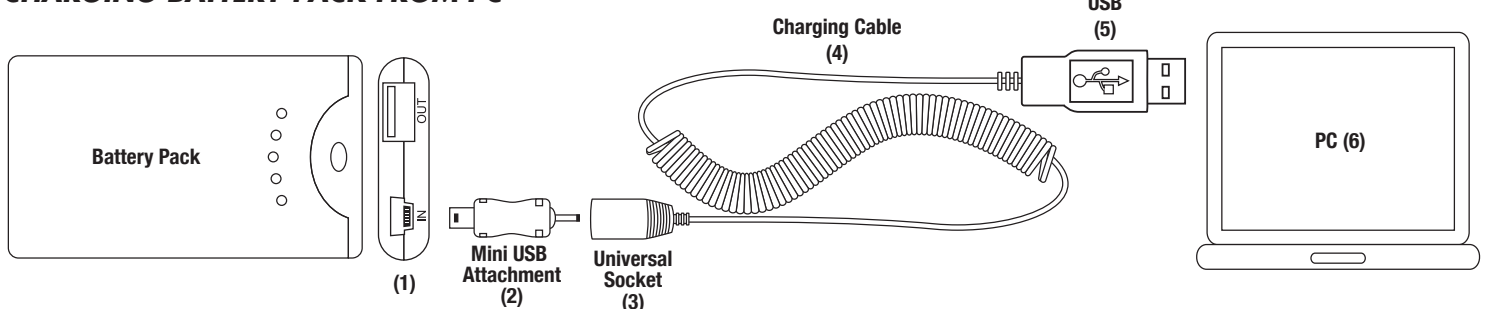
*Find a mini USB (2) & insert it into the universal socket (3) on the other end of charging cable (4)

*Plug the mini USB (2) into the battery pack socket (1)

*After this connection is completed, plug the A/C adaptor into the power outlet to start charging.

*When all 5 lights are lit up, it means the battery pack is fully charged. It takes about 3 hours to fully charge the battery pack by A/C power outlet.

CHARGING BATTERY PACK FROM PC



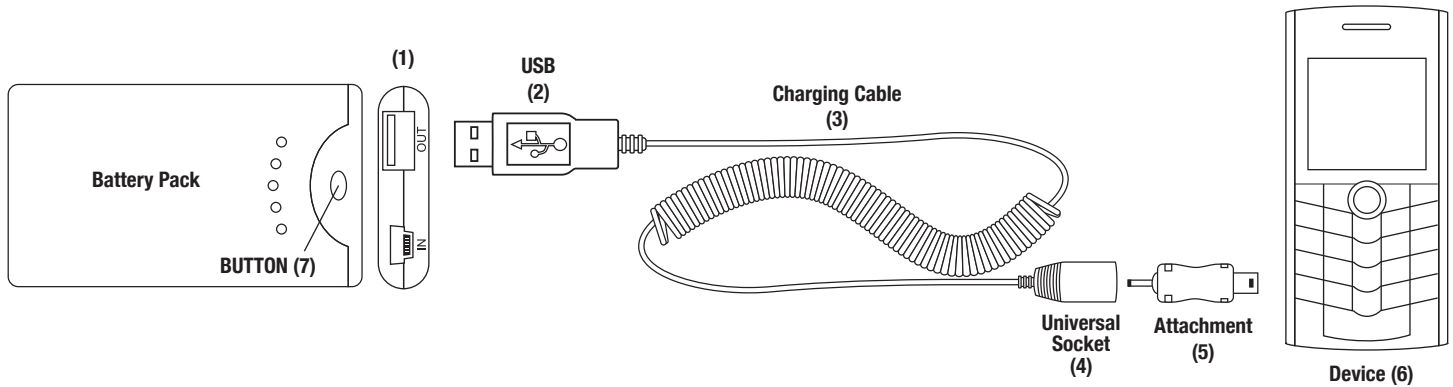
Please refer to the diagram above for connections

*Plug mini USB attachment (2) into battery pack (1)

*Connect mini USB (2) to universal socket (3) of charging cable.

*After this connection completed, plug the USB end (5) of charging cable into your PC (6)

CHARGING SMALL ELECTRONIC DEVICES



Please refer to the diagram above for connections

- * Plug the USB (2) into battery pack where marked "OUT" (1)
- * Find a suitable attachment for your phone device (5) and connect it to the charging cable with universal socket (4)
- * Plug the suitable attachment into the device (your cell phone) (6).
- * After this connection is completed, press the button (7) on battery pack to trigger on the power.

**For safety purpose, please do not charge the battery from the sunlight at the same time as charging to your devices.

ACCESSORIES INCLUDED

It includes 7 attachments for popular phones like iPod, iPhone, Motorola mini USB, Black Berry Storm micro USB, Nokia, Samsung, LG, Ericsson, A charging cable, an A/C adaptor, a battery pack.

SPECIFICATIONS

- * Type battery: Li-Ion
- * Capacity: 1700 mAh
- * Input voltage: $5.5V \hat{\pm} 0.2V$
- * Output voltage: $5.5V \hat{\pm} 0.2V$
- * Input current: 1200 mA max
- * Output current: 710 mA
- * Solar panel power: 1.8 watt / 6V 300mA

SAFETY WARNING

- * The power pack is Lithium Ion (Li-Ion) battery.
- * Do not dispose of in fire
- * Do not attempt to dismantle the battery
- * Do not short circuit the battery
- * Do not immerse the battery in water or expose to rain.
- * Do not expose to temperatures in excess of $55^{\circ}C/130^{\circ}F$

1- YEAR LIMITED WARRANTY

Goodhope warrants to the original purchaser of the product to be free from defects in materials and workmanship for one year from the original purchase date. For warranty service, you must provide the receipt with the proof of the original purchase date.

If defective occurred, Goodhope will, at its option, repair or replace the defective unit. Goodhope reserve the right to use reconditioned parts that are equivalent or superior to the original factory specifications. Replacement parts are warranted to be free from defects in materials and workmanship for thirty days or for the remainder of the limited warranty period of the product whichever is longer.

This warranty only covers normal use for which the product is designed. This warranty does not cover any damage caused by accident, abuse, misuse, improper installation, negligence or improper shipping.

Goodhope is not liable for any damage to the devices or damage & loss of any programs, data, or other information stored on any media contained within the devices.

For warranty service, please return the damaged product with proof of purchase, at your expense, to our customer service dept. at Goodhope bags, 5911 Schaefer Ave., Chino, CA 91710. Please allow approx. 30 days for the warranty service repair.